

# Vermont State Colleges System

*for the benefit of Vermont*

*For the benefit of Vermont*

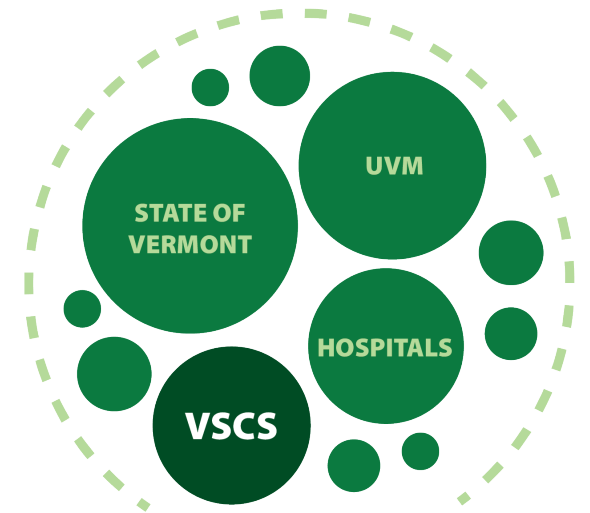
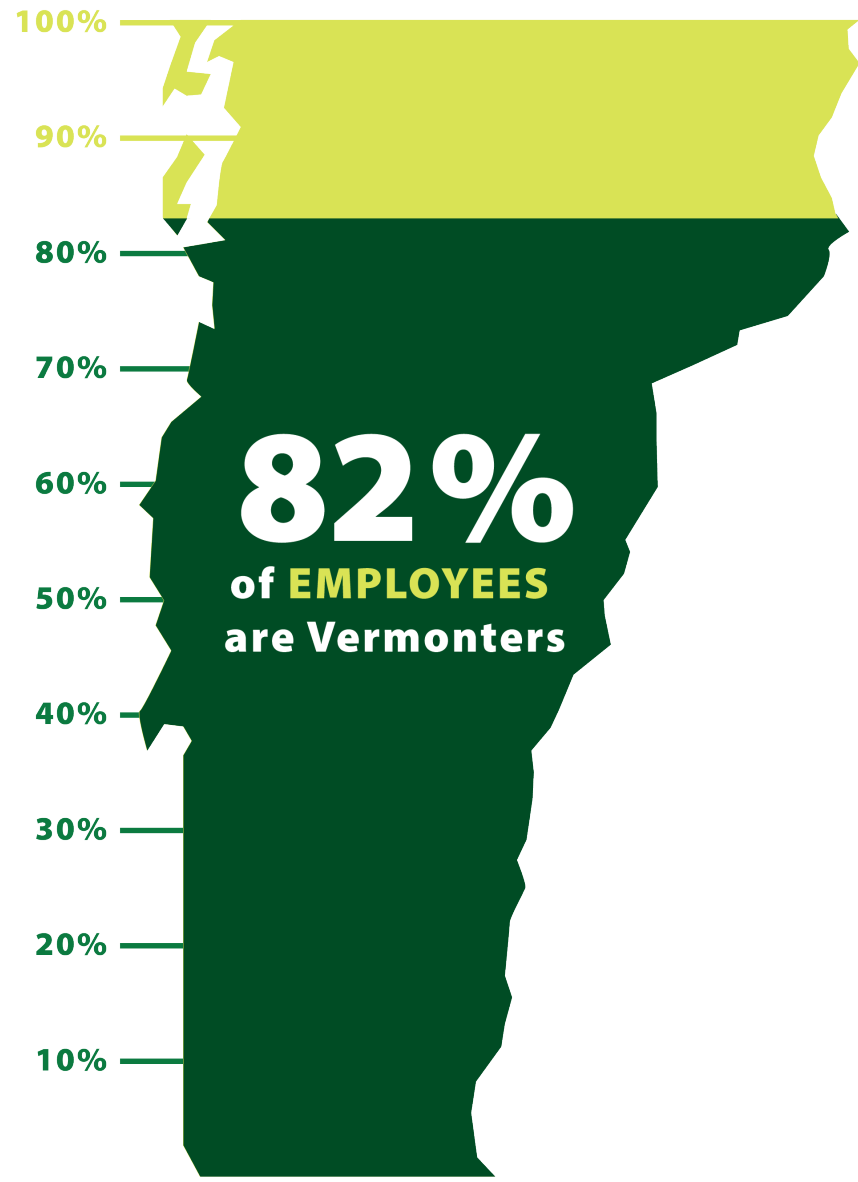


# Economic Impact

employs **2,878** Vermonters

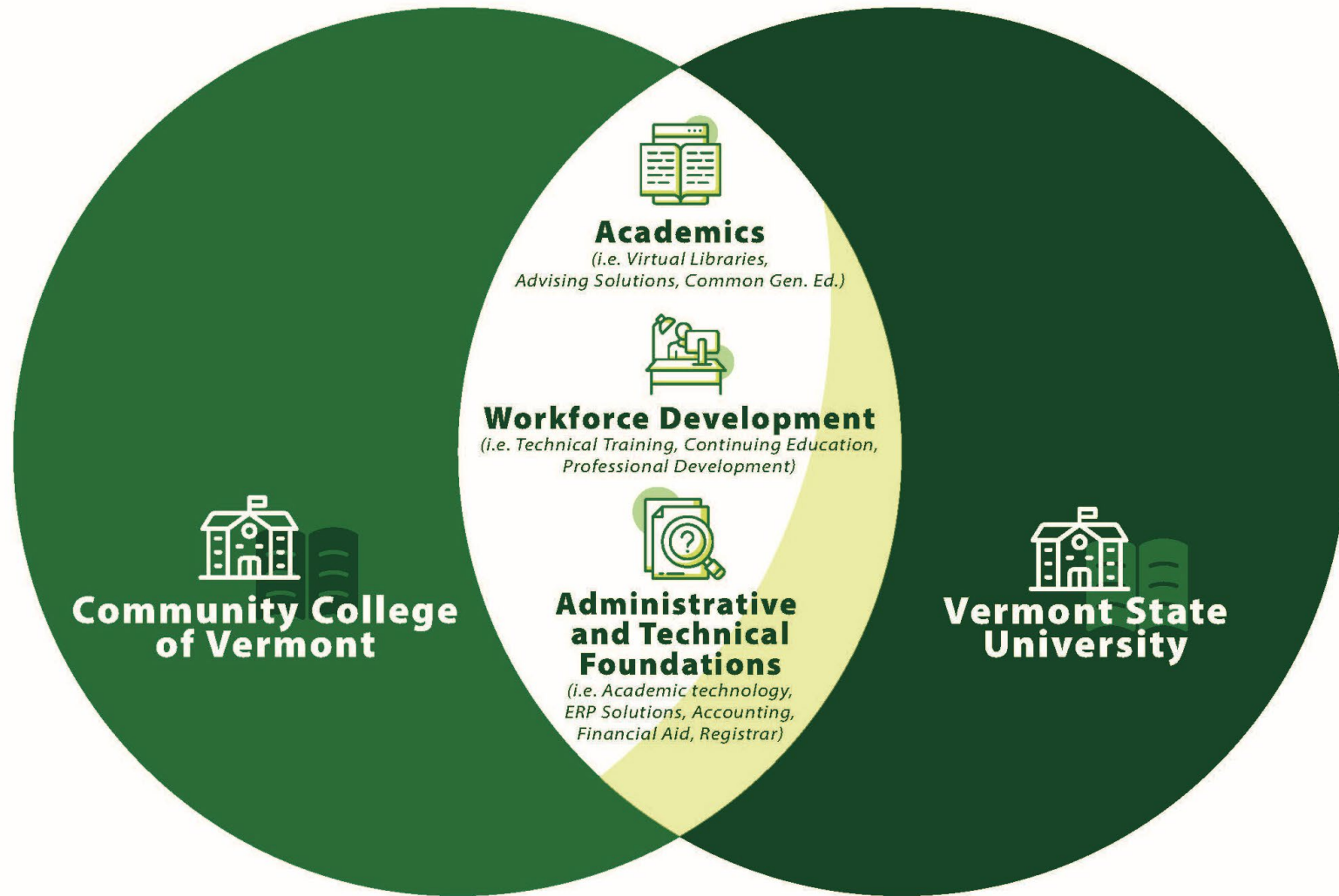


Average salary of a Full Time VSCS employee is **\$57,658**



**VSCS is among the largest employers in the state**

*For the benefit of Vermont*



*For the benefit of Vermont*

# Scope of Transformation Initiative

## Student Experience

- Admissions
- Financial Aid
- Registrar
- Marketing/Branding
- Student/Resident Life
- Athletics
- Alumni and Development

## Academic Operations

- Academic Programs
  - Program Array
  - Scheduling
  - Policies/Catalog
- Advising/Academic Support
- Career Services
- Teaching and Learning
- Libraries

## Administrative Operations

- Facilities Planning and Management
- Business Affairs/Finance
- IT Services
- Human Resources
- Procurement
- Legal/Compliance

## Workforce Development

- Industry Engagement
- CE Program Portfolio
- Customized Training/Apprenticeships
- Registration & Student Operations

AY2021-22

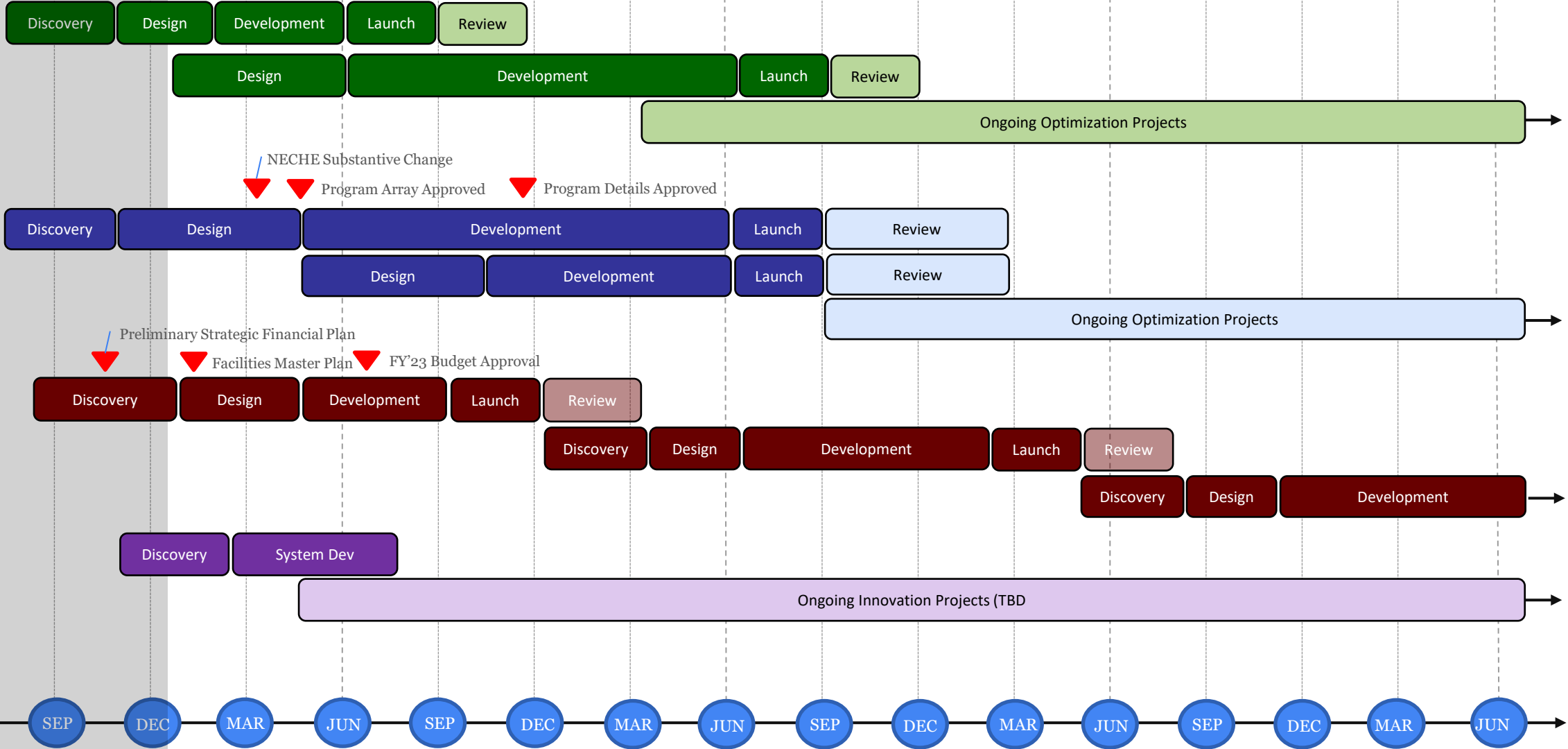
AY2022-23

AY2023-24

AY2024-25

▼ Approved Name of Vermont State University

▼ Students Start at Vermont State University



Key

- Student Experience (VSU)
- Academic Operations (VSU)
- Administrative Operations
- Workforce Development
- ▼ Key Milestone



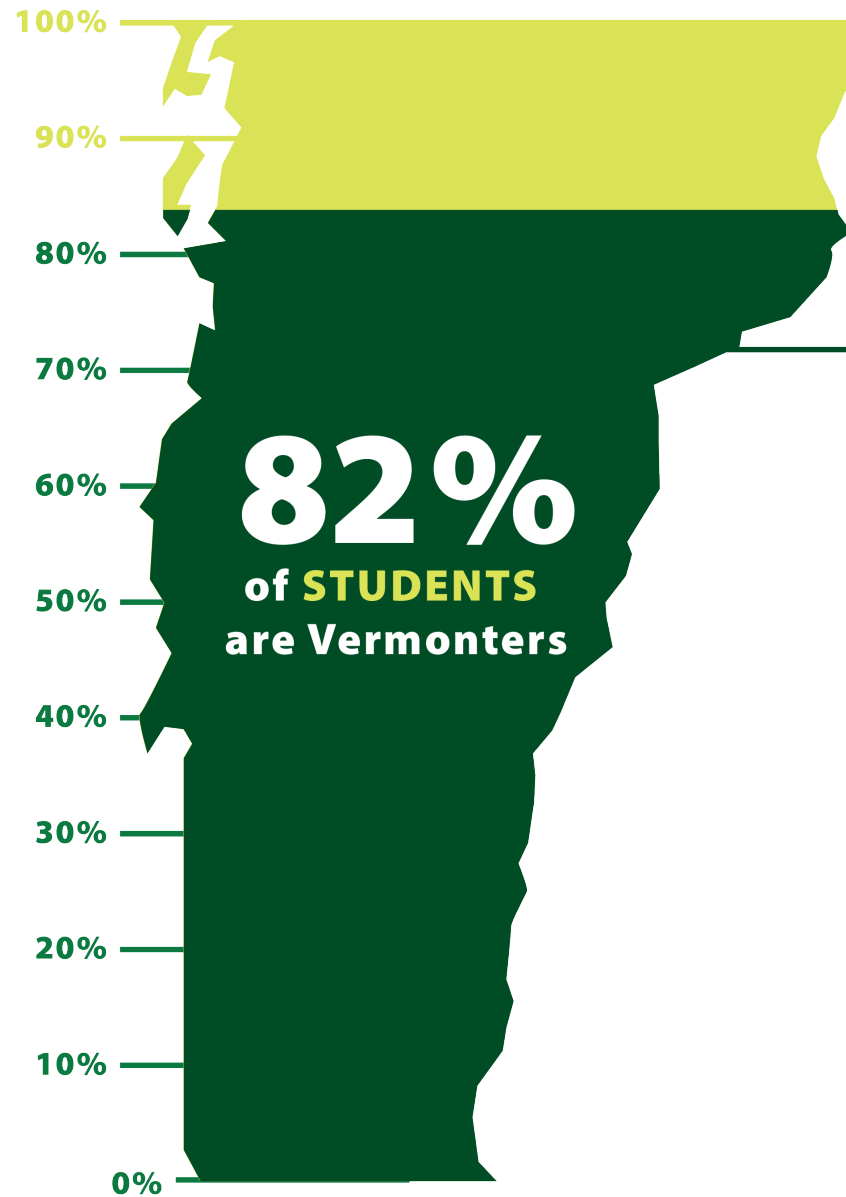
Graduated 1,643 Vermonters into the workforce in 2021 with degrees or certificates



**3,443**  
1<sup>st</sup> Generation Vermonters are enrolled in our undergraduate programs this fall.



That's 57% of undergraduate Vermonters and 45% of all undergraduates.



**2/3** of alumni live and work in Vermont



- 1,212 High school students enrolled in VSCS programs
- 3,443 1<sup>st</sup> gen Vermont undergrads
- 5,948 Undergraduate Vermonters
- 7,485 Undergraduates
- 10,550 Total students

*For the benefit of Vermont*

# Student Enrollment: Demographics

	CCV	CU/NVU/VTC	VSCS Total
<b>Full-Time</b>	801	3,406	4,469
<b>Part-Time</b>	4,740	2,159	6,081
<b>Total (headcount)</b>			<b>10,550</b>

# Student Enrollment: Full-Time Equivalent

October 15 (Fall)	CCV	CU	NVU	JSC	LSC	VTC	VSCS
Fall 2021E	2,844	1,800	1,404			1,091	6,733
Fall 2020	2,568	1,816	1,656			1,164	6,800
Fall 2019	2,560	2,045	1,988			1,359	7,553
Fall 2018	2,705	1,911	2,192			1,326	7,774
Fall 2017	2,820	1,854		1,236	1,006	1,313	8,162
Fall 2016	2,983	2,016		1,223	1,116	1,338	8,594
Fall 2015	3,078	1,961		1,225	1,163	1,286	8,640
Fall 2014	3,186	1,940		1,296	1,283	1,274	8,927
Fall 2013	3,387	2,036		1,343	1,376	1,302	9,396
Fall 2012	3,520	2,023		1,415	1,376	1,402	9,685

*For the benefit of Vermont*



# Degrees and Credentials of Value Awarded

	CCV	CU/NVU/VTC	VSCS Total
<b>Certificates</b>	90	167	257
<b>Associate's</b>	419	326	745
<b>Bachelor's</b>		892	892
<b>Master's</b>		125	125
<b>Grad. Certificate</b>		7	7
<b>Total Awarded</b>	<b>509</b>	<b>1,517</b>	<b>2,026</b>

*2020-2021 Academic Year*

# Long-Term Care Facility Practical Nursing Program

*“I would love to say a heartfelt thank you. Without the help of the VT legislature this newly single, working full time mom would be fearful about how she would pay her bills, her family fed and paying for college. A thank you on paper truly is not enough. Please know that I am extremely appreciative of all of you.”*

<b>Long-Term Care Practical Nursing Cohort</b>
40 Students
5 Sites at Long-Term Care Facilities

# Workforce Upskilling Initiative

*“It has changed my life, I will be the first in my family to attend college full time. I knew I would have to bear the costs of college myself with no aid from my parents and I was hesitating signing up full time for classes as I didn't feel I could afford it. I was so relieved to find that there was a grant for my intended occupation!”*

Workforce 2.0 Upskilling
1,148 Students
2,007 Courses

# Critical Occupations Scholarship

*“I am extremely grateful. I am a low income person and could barely make it financially before applying. While my financial situation hasn’t changed, knowing that I won’t have this year of debt to pay off later is such a weight off my shoulders for an already financially restricted student.”*

Critical Occupations
1,038 Students
Median Age: 28
Median Family AGI: \$67,000
85% Women

Program	Institution	Fall 2020	Fall 2021
Childcare Certificate	CCV	34	63
A.A. Early Childhood Education	CCV	304	438
B.S Early Childhood Education	NVU	34	40
B.A. Early Childhood Education	Castleton	13	25
Allied Health Prep Certificate	CCV	227	279
LPN Certificate	Vermont Tech	169	169
A.S. Nursing	Vermont Tech	159	157
B.S. Nursing	Vermont Tech	52	94
B.S. Nursing	Castleton	254	236

*For the benefit of Vermont*

# Welcome Home Scholarship

*“It has absolutely changed my life for the better. I felt like I was stuck for years on end working really hard but not getting anywhere. This scholarship was the help I needed to finally advance my career. I am looking forward to entering a healthcare career and give back to Vermont communities. Thank you!!!”*

Welcome Home

278 Students

*For the benefit of Vermont*

# Degree Completion Scholarship

*“I appreciate the financial relief this scholarship has given to myself and my family. Having this scholarship has allowed me to take more courses per semester which means I will finish my degree in less time. Thank you for the opportunity!”*

Degree Completion

122 Students

*For the benefit of Vermont*